

Oasis WX Configured, Ramped Threshold, Transfer Shower Compartment With (2010 ADA Standards) Horizontal Bar And Folding Seat Package



Specification – Oasis one-piece FRP gelcoat shower compartment SHFW-WX-3837, having a 36 x 36-inches clear interior dimension and ½-inch high maximum finished threshold with floor attachment flange on lower threshold, and expanded shower entry wall reveal to minimize transfer space from wheelchair-to-shower seat. A factory-equipped package, in compliance with 2010 ADA Standards for Accessible Design, shall include a horizontal interior corner bar across control wall and continuing on back wall, a folding seat opposite control wall and shower curtain rod.

Standards Certification:

The shower compartment listed is manufactured in compliance with ANSI Z124 Standards, and certified through an ongoing, independent quality assurance and testing program.

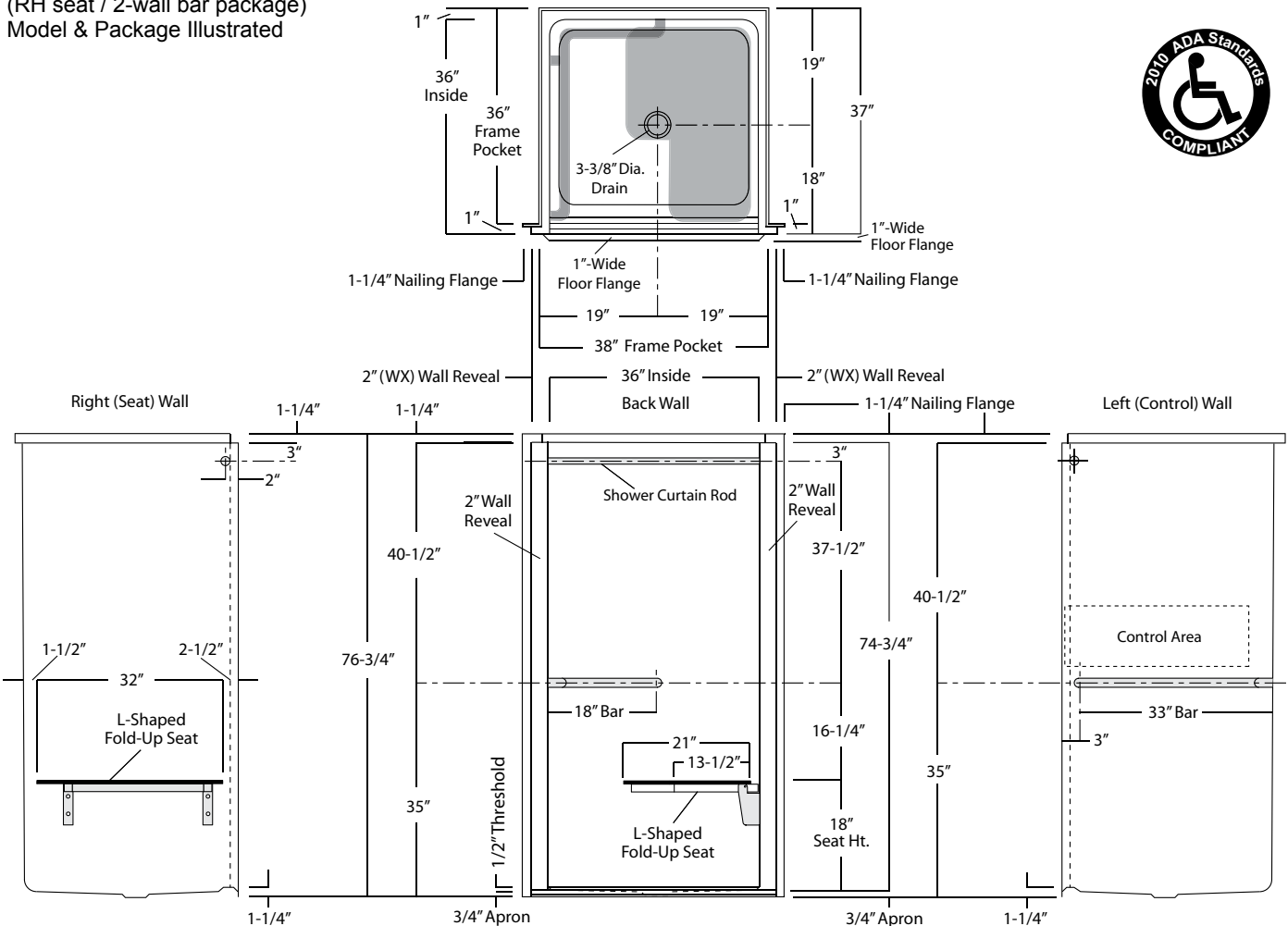
The factory-applied bar and seat package are installed in compliance with 2010 ADA Standards for Accessible Design, and certified through an independent review program.



SHFW-WX-3837 / ADA10-RS
(RH seat / 2-wall bar package)
Model & Package Illustrated



Home Innovation
LAB CERTIFIED™


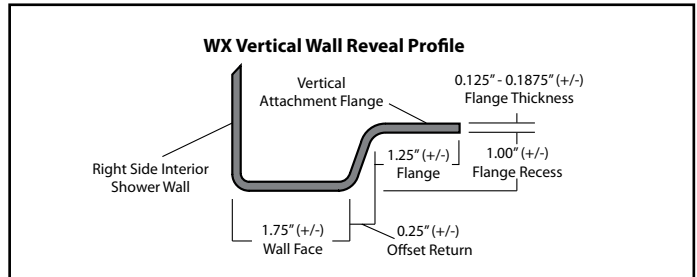
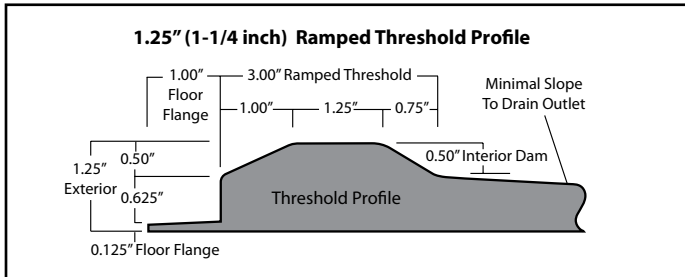


Dimensions shown are maximum. Due to the nature of the materials involved, actual unit dimensions can vary (tolerances: +0 / -3/8 inch). Oasis reserves the right to modify or discontinue product and/or associated equipment without prior written or verbal notification or obligation.

Model ID	Package Code	Description (define configuration referencing seat side)
SHFW-WX-3837 / ADA10-RS (right seat)		36" x 36" interior, center drain, wall face expanded, ramped 1/2-inch threshold shower, with a 1.50" dia. stainless steel single bar & folding seat package (single horizontal inside corner bar) (seat opposite control wall).
SHFW-WX-3837 / ADA10-LS (left seat)		
DELETE / SHWR ROD-SH		Delete shower curtain rod from ADA10 package. (DOES NOT compromise package compliance).

Package Notes:

1. Model available without listed package.
2. For bar packages without seat, see ActivLife "ICBAR" and "2BAR" package codes.
3. For ANSI compliant package with seat and vertical bar at entry, see "ANS09" package code.
4. For REINFORCEMENT ONLY replicating "ADA" package with seat reinforcement, see ActivLife "FH-RS/LS" package code.
5. For REINFORCEMENT ONLY replicating "ANS" package with seat reinforcement, see ActivLife "FHV-RS/LS" and "FHV-DS" package codes.
6. For expanded reinforcement package options (with or without package components), see ActivLife "3SM" and "3SF" package codes.



- Photo 1: Grab Bars: Factory-installed 1.50-inch diameter, concealed attachment, 18 gauge, #304 brushed stainless steel grab bars. Concealed attachment design provides tamper-resistance and minimizes debris collection areas at contact points, compared to common exposed flange bar designs, without compromising bar or attachment integrity. (Reinforced areas include a structural core material encapsulated in FRP composite.)
- Photo 2: L-Shaped Shower Seat: Factory-installed L-shaped shower seat with non-porous, high-pressure laminate upper and lower surfaces, fused to high-density phenolic core. The seat area secures to an 18 gauge, #304 stainless steel framework, and easily pivots upward to store along the wall without supplemental fasteners. Heavy-duty wall (hinge) bracket design eliminates supplemental legs and is formed from 10 gauge, #304 brushed stainless steel. (Reinforced area includes a structural core material encapsulated in FRP composite.)
- Photo 3: Shower Curtain Rod: Factory-installed 1.00-inch diameter, concealed attachment, 18 gauge, stainless steel shower curtain rod with polished finished.