

Tribeca Collection® Towel Warmers

Design Features:

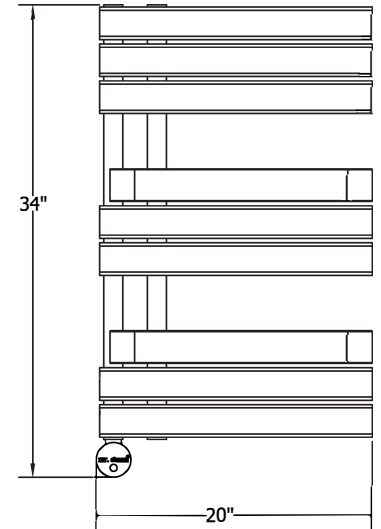
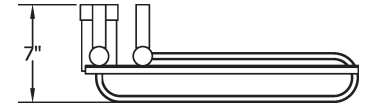
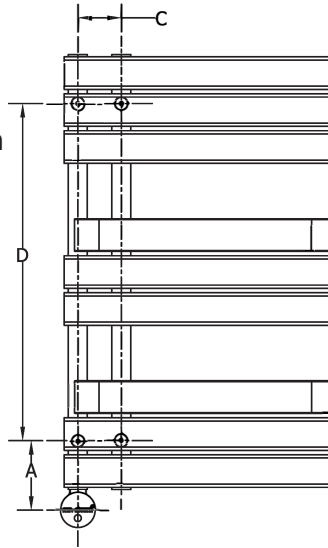
- Quality, design and performance you expect from a Mr. Steam product
- Prices that fit even the tightest budget
- Sleek Curved lines maximize surface heating area
- Simple elegance complements any bathroom
- All models need to be hard wired to 120V
- cULus listed

Standard Accessories Provided With All Towel Warmers:

- Digital Timer: In wall, 24-hour electronic timer for pre-start and automatic shut-off of the towel warmer at programmed times.
- Designer Finish Cover Plate: with matching finish cover plate.

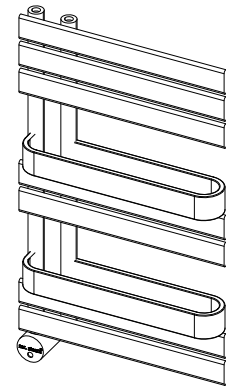
Optional Accessories Available:

- Aroma Oils: Earth friendly, organic essential oils contain an alcohol-free coconut emulsifier. AromaTherapy greatly enhances the bathing experience.



MOUNTING DIMENSIONS (inches)

MODEL	A	B	C	D	Weight (lbs)	Watts
W832	5 1/32"	N/A	3 5/32"	24 14/32"	31	400



NOTE: Towel warmers have slight dimensional variations and must

FOR ILLUSTRATIVE PURPOSES ONLY. IMPORTANT NOTE: FOR SAFE AND TROUBLE FREE INSTALLATION visit mrsteam.com before installation to download the Installation, Operation and Maintenance Manual or refer to the manual provided with the unit.

MODEL	FINISH	PROJECT INFORMATION	
<input type="checkbox"/> W832T	<input type="checkbox"/> Brushed Bronze	Location:	Contractor:
	<input type="checkbox"/> Brushed Nickel	Architect:	Submitted By:
	<input type="checkbox"/> Matte Black	Engineer:	Date:
Notes:			

Digital Timer & Designer Finish Cover Plate

Standard with all Towel Warmers

In-wall, 24-hour electronic timer for pre-start and automatic shut-off of the towel warmer at programmed times. White cover plate standard. Designer finishes available.

Note: Fits into a standard 4" x 2" junction box.



FOR ILLUSTRATIVE PURPOSES ONLY. IMPORTANT NOTE: FOR SAFE AND TROUBLE FREE INSTALLATION visit mrsteam.com before installation to download the Installation, Operation and Maintenance Manual or refer to the manual provided with the unit.

MODEL	FINISH	PROJECT INFORMATION
<input type="checkbox"/> 103588DIG	<input type="checkbox"/> White	Location:
<input type="checkbox"/> 103872D-	<input type="checkbox"/> Brushed Bronze	Architect:
	<input type="checkbox"/> Brushed Nickel	Engineer:
	<input type="checkbox"/> Matte Black	Contractor:
		Submitted By:
		Date:
Notes:		